



# QUICK CALIBRATION FOR USE IN ORCHARDS OR FENCELINES

Calibrating Alion® applications in orchards or fencelines is easy and the same as calibrating a spray boom or boomless nozzle.



# Alion®

FARM LOCATION

## STEP 1



Drive tractor along 100 m row in the speed, gear and rpm you will use when spraying



Measure how many seconds this takes

## STEP 2






Measure Av. Output (L) per nozzle for the same time

## STEP 3

$$\boxed{\phantom{000}} \times \boxed{\phantom{000}} \times 100 \div \boxed{\phantom{000}} = \boxed{\phantom{000}}$$

Av. Output (L)      No. of nozzles      Spray width (m)      Water rate L/ha

## STEP 4

$$\boxed{\phantom{000}} \div \boxed{\phantom{000}} \times \boxed{\phantom{000}} = \boxed{\phantom{000}}$$

Tank size (L)      Water rate L/ha      mL/ha      mL of Alion to add per tank

The information and recommendations set out in this document are based on tests and data believed to be reliable at the time of publication. Results may vary, as the use and application of products is beyond the control of Bayer Crop Science and may be subject to climatic, geographical or biological variables, and/or developed resistance. Any product referred to in this document must be used strictly as directed, and in accordance with all instructions appearing on the label for that product and in other applicable reference material. So far as it is lawfully able to do so, Bayer CropScience Pty Ltd accepts no liability or responsibility for loss or damage arising from failure to follow such directions and instructions.

Bayer CropScience Pty Ltd, Level 4, 109 Burwood Road, Hawthorn, Vic 3122. ABN 87 000 226 022 Technical Enquiries 1800 804 479 enquiries.australia@bayer.com Ph 03 9248 6888 Fax 03 9248 6800. Alion® is a Registered Trademark of the Bayer Group. © Bayer Crop Science 2024