

Weigh up the advantages for yourself.

Bayer Professional Seed Treatments are -

- **Right on target**

Where you need them, when you need them to ensure establishment, early growth and yield potential are maximised.

- **Highly effective**

Targeted pest and disease control ensures your crops get the best start possible, leading to higher yields at harvest.

- **Extremely practical**

Easy and simple! What more could you want?

- **Cost effective**

For a relatively small outlay, your crop health, crop yield, grain quality and profit margin can be significantly increased.

- **Environmentally friendly**

Do not affect beneficial insects when used as directed, and reduce the need for spraying.



Gaucho®

An insecticidal seed treatment to help you optimise the productivity of your crop. Professionally applied on your pasture, sorghum, maize, cotton, sunflowers or canola seed – Gaucho® protects each and every seed and seedling against a selection of insect pests. Gaucho reduces the need to spray, allowing beneficial insects to flourish.



Jockey®

The active ingredient in Jockey® Systemic Seed Fungicide provides broad-spectrum systemic disease protection on the seed, on foliage, and on plant roots. Jockey is the proven winner against fungal diseases in wheat, canola and barley.



Raxil®

Raxil® Seed Dressing gives excellent control of bunt, flag smut, and loose smut in wheat, and covered and loose smut in barley and oats. Quite simply, full spectrum smut protection.



Hombre®

Hombre® Seed Dressing combines the full smut protection of Raxil® with a broad-spectrum insecticide to give long-lasting control of feeding damage caused by cereal aphids. Hombre, through aphid control, reduces the spread of barley yellow dwarf virus – probably the most destructive cereal virus in the world.



Baytan®

Baytan® Seed Dressing is the time-honoured performer for leaf scald suppression and powdery mildew control in barley, and provides suppression of seedling infections of stripe rust and *Septoria tritici* in wheat. Baytan offers proven yield benefits through effective foliar disease control.



Zorro®

Zorro® Seed Dressing combines the smut and foliar disease protection of Baytan® with a broad-spectrum insecticide to give long-lasting control of feeding damage caused by cereal aphids. Zorro, through aphid control, reduces the spread of barley yellow dwarf virus – probably the most destructive cereal virus in the world.



Amparo®

To help your cotton seedlings grow big and strong, choose Amparo® Seed Treatment Insecticide. Amparo is highly effective at controlling early season sucking pests by combining a carefully balanced combination of two well trusted insecticides – Semevin® and Gaucho®.



Rovral®

Rovral® Liquid Seed Dressing is your first choice for the control of brown leaf spot and the suppression of hypocotyl rot for the first four weeks after emergence in lupins.



Bayer CropScience

Bayer CropScience Pty Ltd 391-393 Tooronga Road, Hawthorn East, Vic. 3123 ABN 87 000 226 022
Technical enquires 1800 804 479 www.bayercropscience.com.au

Semevin®, Gaucho®, Jockey®, Zorro®, Hombre®, Baytan®, Amparo®, Raxil® and Rovral® are registered trademarks of Bayer. The information and recommendations set out in this material are based on tests and data believed to be reliable at the time of publication. Results may vary, as the use and application of the products is beyond our control and may be subject to climatic, geographical or biological variables, and/or developed resistance. Any product referred to in this material must be used strictly as directed, and in accordance with all instructions appearing on the label for that product and in other applicable reference material. So far as it is lawfully able to do so, Bayer CropScience Pty Ltd accepts no liability or responsibility for loss or damage arising from failure to follow such directions and instructions.

The closest you can get to insuring every seed.



Bayer CropScience

Look at it like this. It's one of the smallest financial inputs for one of the largest financial gains.

Protect your crop right from the beginning.

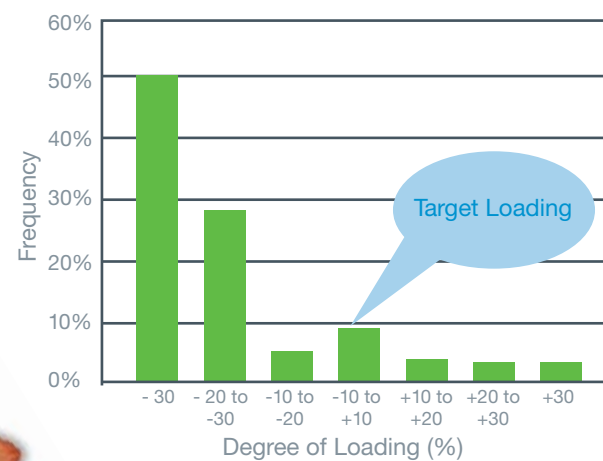
There are a lot of things you can do to protect your crop, but none are as important or beneficial as professional seed treatment before you sow. For a relatively small input you can maximise your yields and profit margins significantly.

Professional seed treatments provide growers with a number of important benefits. They are the most targeted, practical, cost effective and environmentally friendly method of delivering a number of crop protection solutions.

They protect the crop from the moment of sowing and keep on protecting the crop through the vital germination and early establishment stages.

The active ingredient only covers the surface of each seed so that it is always located right where it is needed. The result is a reduction in the amount of chemical needed to protect the crop in the early growth stages.

Figure 1: Poor Application.

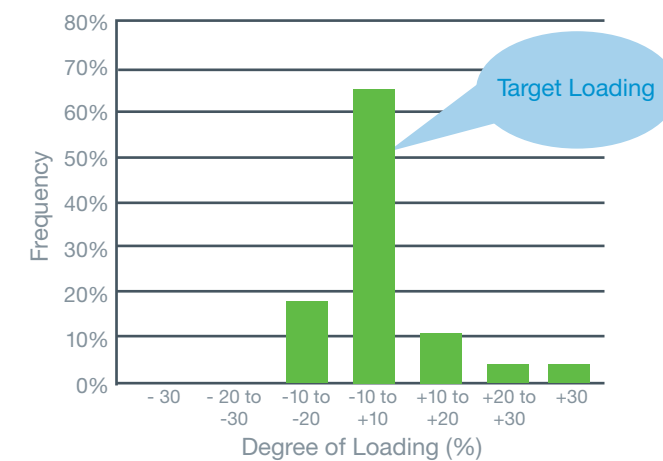


Get the most out of your seed treatment.

To get the most out of your seed treatment it needs to be applied correctly. **Figure 1** shows how applying the seed treatment incorrectly can result in poor distribution of the seed treatment which in turn can result in suboptimal control of the target disease or pest.

With correct and accurate application, the results in **Figure 2** can be achieved. Accurate application ensures that your investment is maximized, ensuring the best possible result.

Figure 2: Good Application.



Use professionals for the best result.

The best results are achieved when seed treatments are applied in optimal circumstances, with the highest quality products, professional equipment and by people who know what they're doing.

Bayer CropScience recommends the use of Bayer accredited application professionals to apply our comprehensive range of seed treatments to your seed.

Your professional seed treater is able to take advantage of superior active ingredients and advanced formulation technology from Bayer CropScience by placing the product where it needs to be, ensuring the best possible result.

Poor treatment means poor results.

Inaccurate or poor application can have severe implications on the results achieved by seed treatments in the field. **Figure 3** shows the implications of under-treatment on the residual control of aphids. Where under-dosing has occurred, the residual activity of Gaucho® was significantly reduced.

Start with quality seed and end with a quality result.

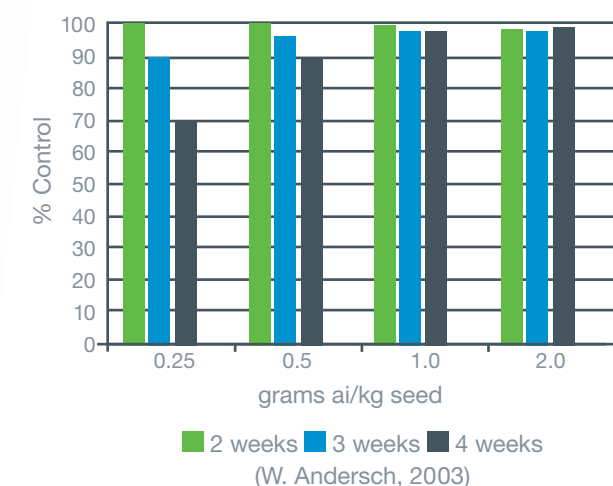
The quality of the seed from which a crop is grown is an important factor in growing a healthy crop. Generally, the highest yielding crops are those grown from the highest quality seed. Poor quality seed can have a major impact on germination, emergence, establishment and early seedling vigour.

Clean seed makes all the difference.

Whilst the quality of the seed treatment equipment, the experience of the operator, and the seed treatment product being used can all affect application quality, the cleanliness of the seed being treated can have a considerable effect on the amount of seed treatment that actually ends up on the seed. Applying a seed treatment to seed that is uncleaned, and with a high dust content, will reduce the performance of your chosen seed treatment.

Cracked and broken seed, straw and other contaminants will absorb an excessive amount of chemical relative to sound seed.

Figure 3: Gaucho® insecticidal seed treatment – residual activity against aphids at different rates.



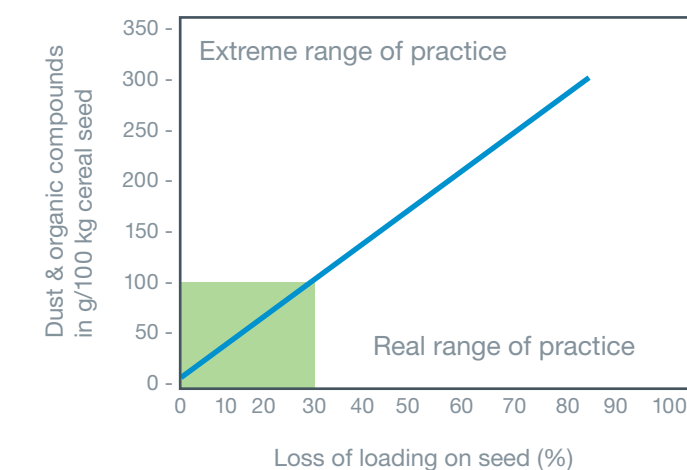
A study undertaken by Bayer CropScience, demonstrated that it requires only a small amount of dust to have a dramatic effect on the loss of active ingredient, as shown in **Figure 4**.

A seed sample with a dust content of only 0.1%, i.e. 100 g of dust in 100 kg of seed, will result in a reduction in seed loading (active ingredient) of around 30%.

As shown in **Figure 5**, be aware that dust and other loose organic particles are not necessarily visible on untreated seed but on treated seed they appear as intensely coloured specks or as coloured dust at the bottom of bags, silos, etc.

As dust and particles are easily formed by abrasion between the seeds themselves, e.g. during transportation, all seed should be cleaned, (at least by aspiration even if already cleaned and graded), prior to treating seed.

Figure 4: Effect of dust on the loss of active ingredient.



Obtain the maximum benefit from your seed treatment.

The quality of seed can also have a major impact on the benefit you receive from your chosen seed treatment. Seed treatments represent one of the smallest financial inputs a grower can make, but they can provide a large return on investment. High quality application is essential to ensure that every seed is covered with the optimum amount of chemical, so the advantages of using a seed treatment are maximised.

Figure 5: Effect of seed cleaning on treated seed.

